



2024

CMA
General Service
Conference

Las Vegas, NV

Financial Update

FY 2024

(7/1/2023 - 6/30/24)



Concept XII

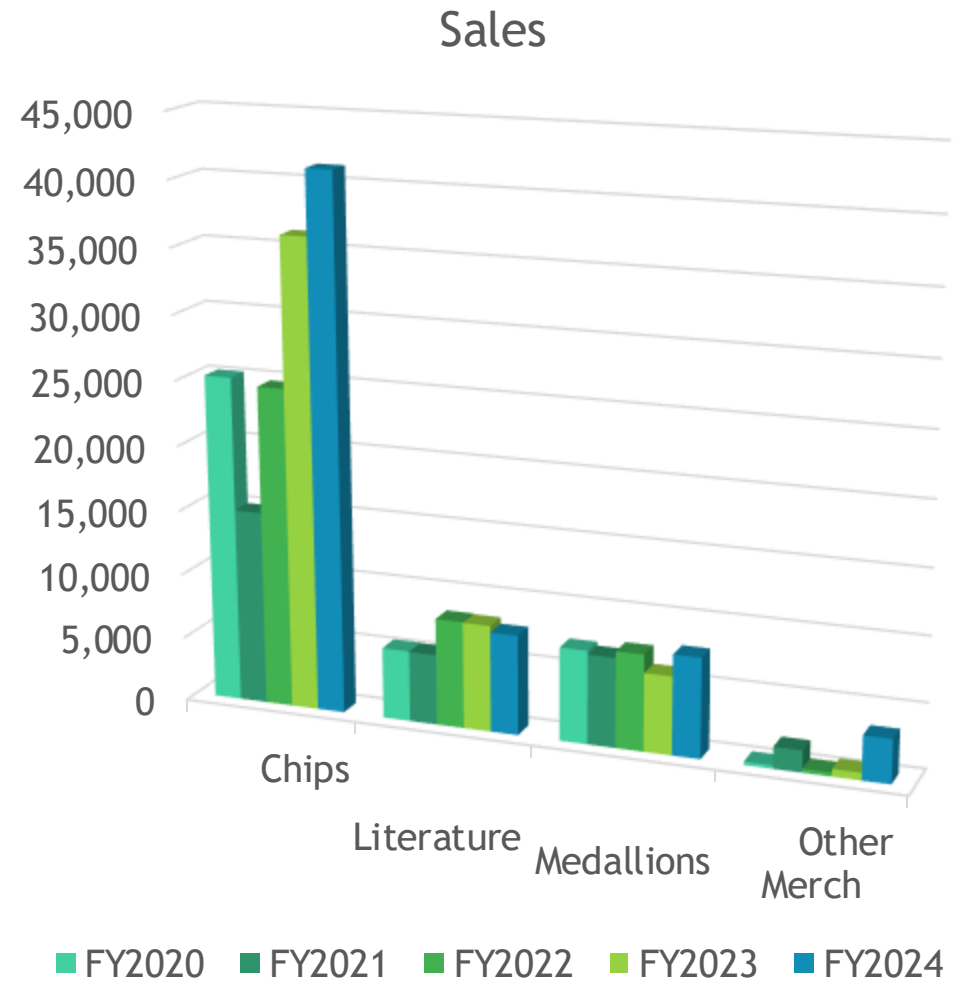


Reminds us that "sufficient operating funds and reserve be our prudent financial principle"



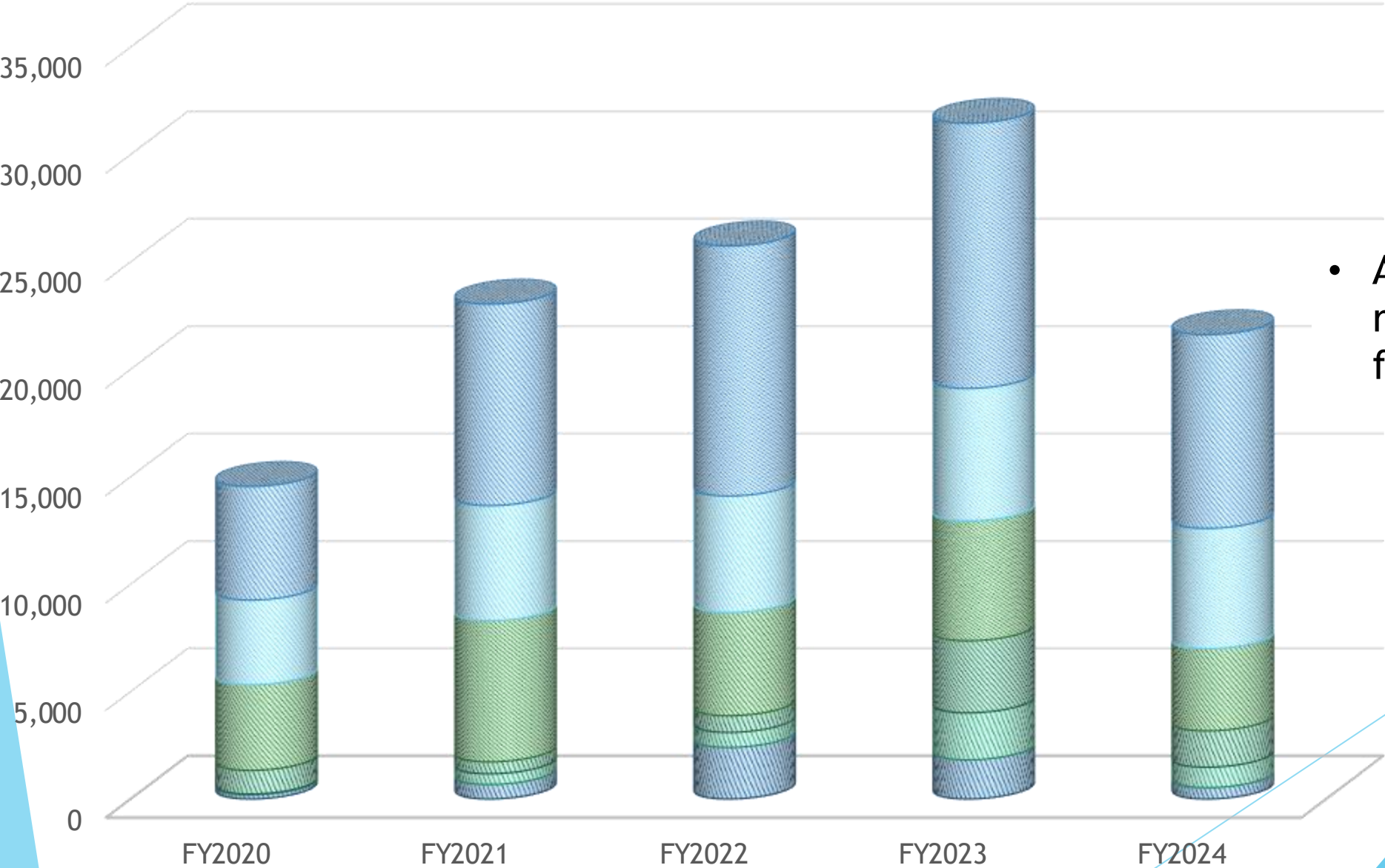
This means that we can **only do what we can afford**, exercising caution when allocating our limited resources

- ▶ Significant recovery in chips since Covid impact 2021
- ▶ 2024 impact in Merch from CMA Swag



REGIONAL SEVENTH TRADITION CONTRIBUTIONS

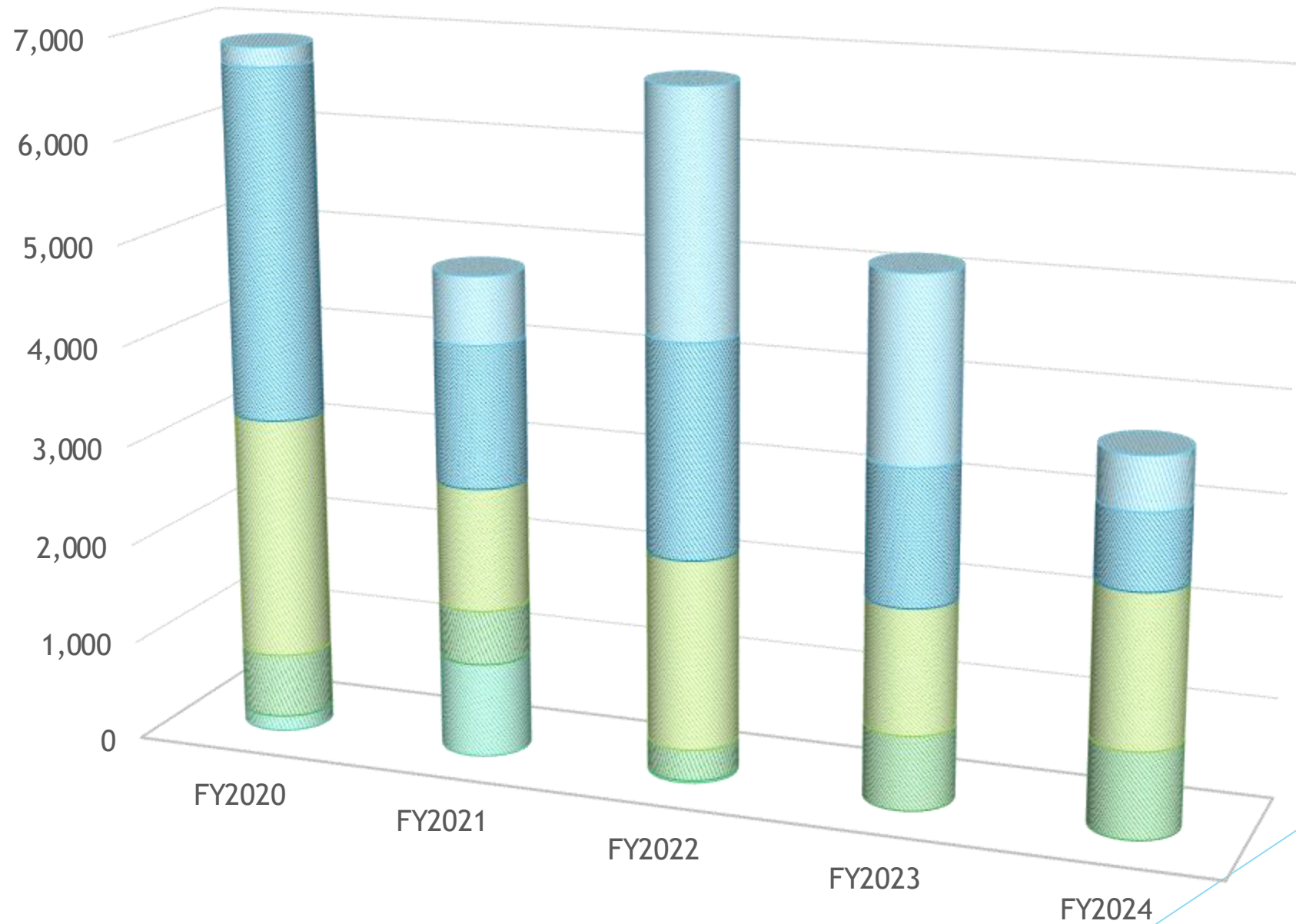
- New England
- Western Canada
- Great Lakes
- Mid Atlantic
- Southwest
- Pacific



• Almost \$10K reduction '23 - '24 from top 6 regions

REGIONAL SEVENTH TRADITION CONTRIBUTIONS

Eastern Canada Northwest Mid South South East New England



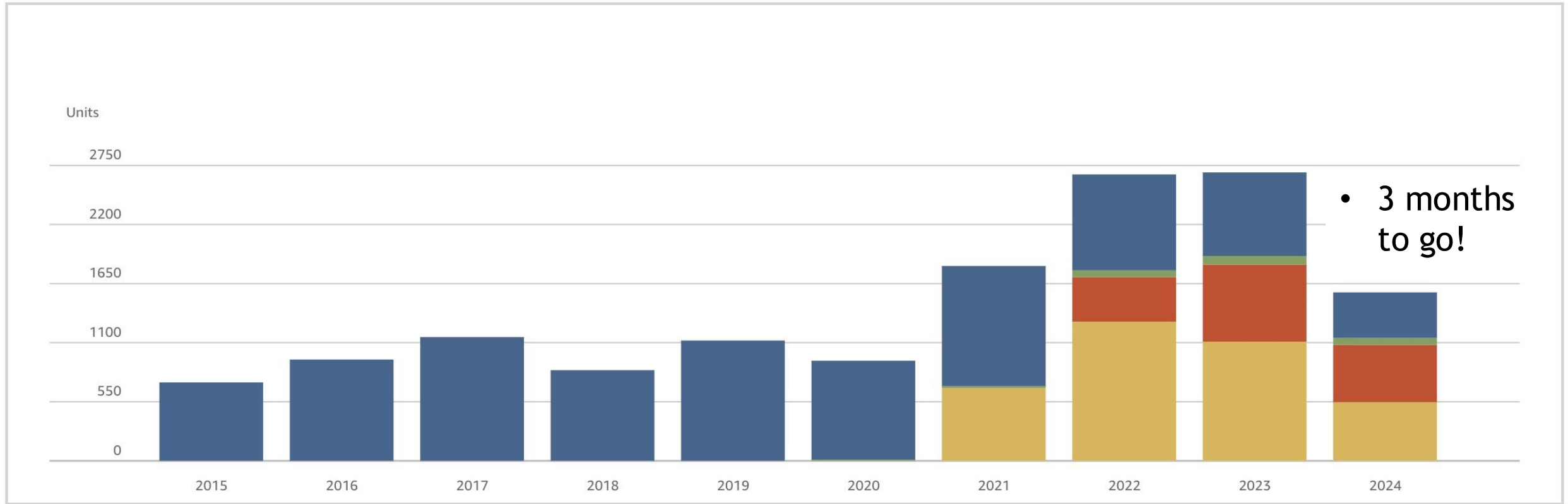
Units Processed

14,454

All 5 books

Feb 28, 2015 - Sep 23, 2024

Literature Sales - Units



Crystal Clear



A Sober Cell



VOTF: Our Recovery



Crystal Clear - Spanish

- ▶ After removing 11K one time expense '24 net expense down from last year to \$67,370
- ▶ '23 had 5,500 in restricted funds bringing it to 66,923
- ▶ Removing '20/'21 the increase is roughly aligned with inflation



Balance Sheet
As of June 30, 2023

	<u>Total</u>
ASSETS	
Total Bank Accounts	\$ 111,934
Chip Inventory	\$ 38,757
Medalion Inventory	\$ 14,942
Prepaid Expenses	\$ 1,000
Total Assets	\$ 166,633
LIABILITIES AND EQUITY	
Total Current Liabilities	\$ 6,722
Retained Earnings	\$ 163,806
Net Income	\$ -3,895
TOTAL LIABILITIES AND EQUITY	\$ 166,633

**Statement
of Financial
Position**

Saturday, Sep 19, 2024 06:59:00 PM GMT-7 - Cash Basis

Note: \$10,264 of Restricted Contributions used: Income from Operating activity \$6,307

The Prudent Reserve

Our target is to hold 10-12 months of expenses as a prudent reserve

2023 FY Budgeted Expenses	\$63,096
<u>Prudent Reserve</u>	<u>\$61,011</u>
Reserve Percentage	97% - 11.6 Months

Statement
of Financial
Position

	FY2020	FY2021	FY2022	FY2023	FY2024	2025 Budget
Contributions - Restricted	4,150	20,247	78	106		
Contributions - Unrestricted	155	63	245	(50)		
Eastern Canada Region	150	942	22	0	0	0
Great Lakes Region	1,101	555	775	3,355	1,692	2,000
Mid Atlantic Region	3,983	6,568	4,803	5,577	3,820	3,800
Mid South Region	2,412	1,231	1,892	1,248	1,525	1,000
New England Region	193	675	2,403	1,820	528	600
North Central Region		0	0	0	0	0
Northwest Region	637	544	310	743	861	900
Pacific Region	5,289	9,380	11,639	12,337	9,012	9,500
South East Region	3,481	1,417	2,112	1,348	748	900
Southwest Region	3,945	5,358	5,427	6,170	5,605	5,800
Western Canada Region	38	500	697	2,190	952	1,200
Total Contributions	25,534	47,481	30,403	34,844	24,743	25,700

Statement of Financial Position

Restricted Donations
= 24,581

The Group Treasurer Pamphlet



Statement of Financial Position

- Groups in areas with three levels of service structure typically give 50 percent to their District or Intergroup, 30 percent to their Area, and 20 percent to the GSO
- Groups in areas with two levels of service structure usually send 75 percent to Area or Intergroup and 25 percent to the GSO
- Groups in areas with one level of service structure just give 100 percent to the GSO.

	FY2020	FY2021	FY2022	FY2023	FY2024	2025 Budget
Expenses						
Total Bank Charges	1,801	2,527	2,358	2,682	2,754	2,400
Total Conference Expenses	13,281	7,778	14,056	16,083	10,055	20,000
Archival Expenses	1,250	2,024	2,628	2,631	2,973	2,500
Annual Meeting of Board	0	33	1,177	1,392	1,487	1,500
H&I Supplies & Materials	507	0	596	1,800	3,178	3,350
PI&O Supplies & Materials		300	0	1,165	45	570
LAC Supplies & Materials	1,282	666	1,131	3,508	3,470	2,000
DEI Supplies & Materials	0	0	0	475	0	2,000
Insurance	1,776	2,293	2,413	2,393	2,648	2,500
Total Legal & Professional Fees	8,519	5,730	5,942	3,211	5,990	7,150
Total Office Expenses (Website/App)	1,635	14,964	2,188	11,046	15,151	8,449
PO Box Rental		378	756	99	560	750
Taxes & Licenses	25	0			95	350
Travel	13,877	1,896	22,457	24,000	26,659	24,000
Total Utilities	1,954	1,879	3,389	1,939	2,570	1,750
Total Expenses	45,907	40,468	59,091	72,423	77,635	79,269
Net Revenues over Expenses	18,362	33,946	(98)	6,577	(3,957)	(819)
Recognized Restricted Funds					10,264	
Income from Operating Activity					6,307	



Key Metrics

2025 Committee Budget as Percent of Request	72%
2024 Travel Under-reimbursed (Conference/Board Meeting)	\$880 Max \$205 Average
AA Prudent Reserve	\$18,126,339
CMA Prudent Reserve	\$61,011
Percent of Income from Contributions	23% - decreasing
Percent of Income from Sales	56% - increasing

Where spirituality and money coalesce...

We must sometimes make difficult decisions about how to best spend the Fellowship's money but we continually ask ourselves how we can better reach the still-suffering addict.

Donations

crystalmeth.org/contributions

paypal.me/cma1994

Questions?

treasurer@cmagso.net



	FY2020	FY2021	FY2022	FY2023	FY2024	2025 Budget
<div>Statement of Financial Position</div>						
Income						
Total Conference Income	15,211	8,212	13,717	14,013	11,777	20,000
Total Contributions	25,534	47,481	30,403	34,844	24,743	25,700
Sales						
Chip Sales	25,186	14,965	24,691	36,189	41,175	38,000
Literature Sales	5,477	5,438	8,260	8,209	7,719	8,500
Medallion Sales	7,205	6,905	7,434	6,030	7,707	8,000
Other Sales	286	1,675	575	1,563	3,397	2,000
Total Sales	38,155	28,983	40,960	51,991	59,998	56,500
Total Income - Other (Shipping/CMAApp)	7,164	7,838	8,457	9,795	11,481	
Total Revenue	86,064	92,514	93,537	110,643	107,999	111,200

	FY2020	FY2021	FY2022	FY2023	FY2024	2025 Budget
<u>Cost of Goods Sold</u>	149	1,713	506		4,539	
Fulfillment Expense			83	1,150		
Labor for Fulfillment	1,466	1,694	1,600	746	1,886	
Shipping (UPS/USPS)	5,038	5,067	8,829	8,632	8,250	
Shipping Supplies	555	604	630	421	349	
Total Fulfillment Expense	7,209	9,078	11,648	10,949	15,024	
Literature Printing Expense	167	0	0	1,836	0	
Chip & Medallion Purchase Expense	14,419	9,022	22,897	18,858	19,296	
Total Cost of Goods Sold	21,795	18,099	34,545	31,643	34,320	32,750
% of Sales spent on COGS	48%	49%	70%	51%	48%	50%
Net Revenue	64,269	74,415	58,993	79,000	73,678	78,450

